



ANTIOCH
CHAMBER OF COMMERCE

Presents: State of the City 2018

- Chief of Police, Tammany “T” Brooks
- City Manager, Ron Bernal
- Mayor, Sean Wright

Thank You to our Sponsors





ANTIOCH
CHAMBER OF COMMERCE

Presents: State of the City 2018

- Chief of Police, Tammany “T” Brooks

2018

STATE OF THE CITY

Presented by: **ANTIOCH POLICE CHIEF TAMMANY BROOKS**



CRIME STATISTICS



PART 1 CRIME 2016 vs. 2017

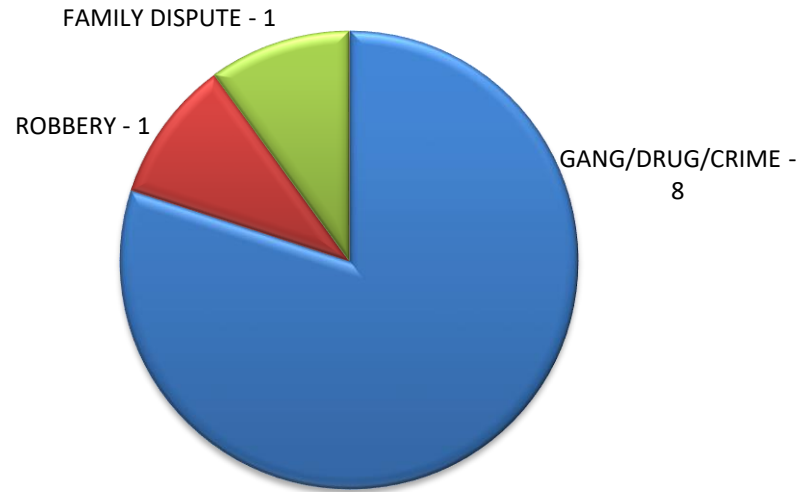
	2016 Jan-Dec	2017 Jan-Dec	#Change 2016 - 2017	%Change 2016 - 2017
*HOMICIDE	9	10	1	11.1%
RAPE	55	51	-4	-7.3%
ROBBERY	293	230	-63	-21.5%
AGGRAVATED ASSAULT	403	316	-87	-21.6%
TOTAL VIOLENT CRIME	760	607	-153	-20.1%
BURGLARY	762	589	-173	-22.7%
LARCENY (THEFT)	2012	2261	249	12.4%
AUTO THEFT	916	988	72	7.9%
TOTAL PROPERTY CRIME	3690	3838	148	4.0%
TOTAL PART 1 CRIME	4450	4445	-5	-0.1%
ARSON	56	77	21	37.5%
*Murder & Nonnegligent Manslaughter as reported in FBI UCR tables				



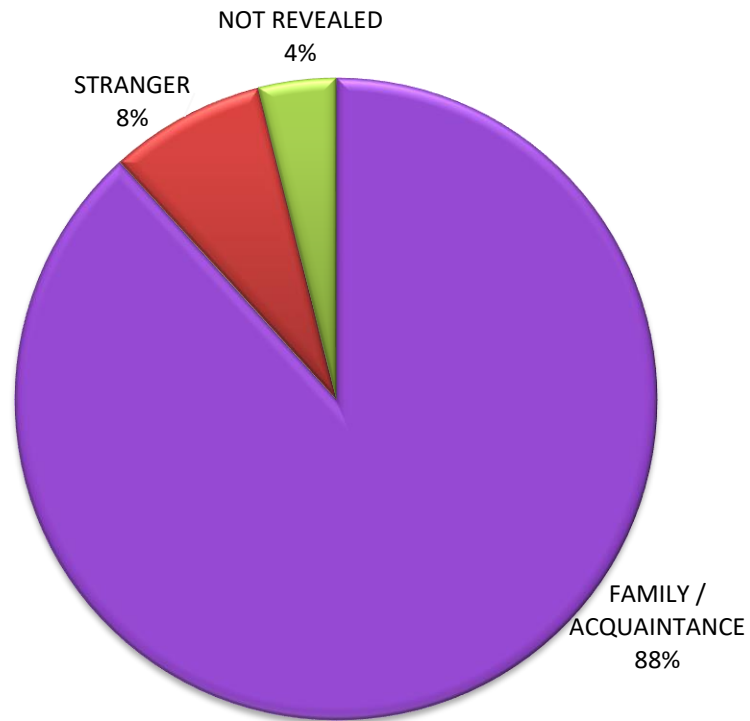
2017

10 CRIMINAL HOMICIDES

CIRCUMSTANCE



2017 RAPE



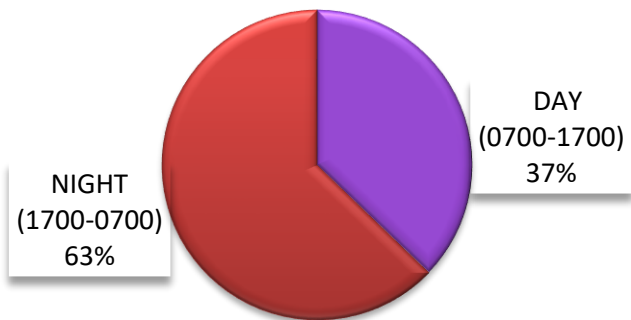
RELATIONSHIP OF VICTIM TO RESPONSIBLE	NUMBER VICTIMS
FAMILY / ACQUAINTANCE	45
STRANGER	4
NOT REVEALED	2
TOTAL	51



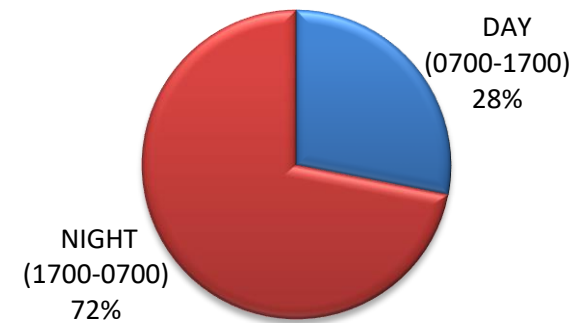
2017 ROBBERY

BY LOCATION	CASE COUNT
BUSINESS/OTHER	109
PUBLIC	121
TOTAL	230

**PUBLIC ROBBERIES
TIME OF DAY**



**PUBLIC ROBBERIES-WEAPON
TIME OF DAY**

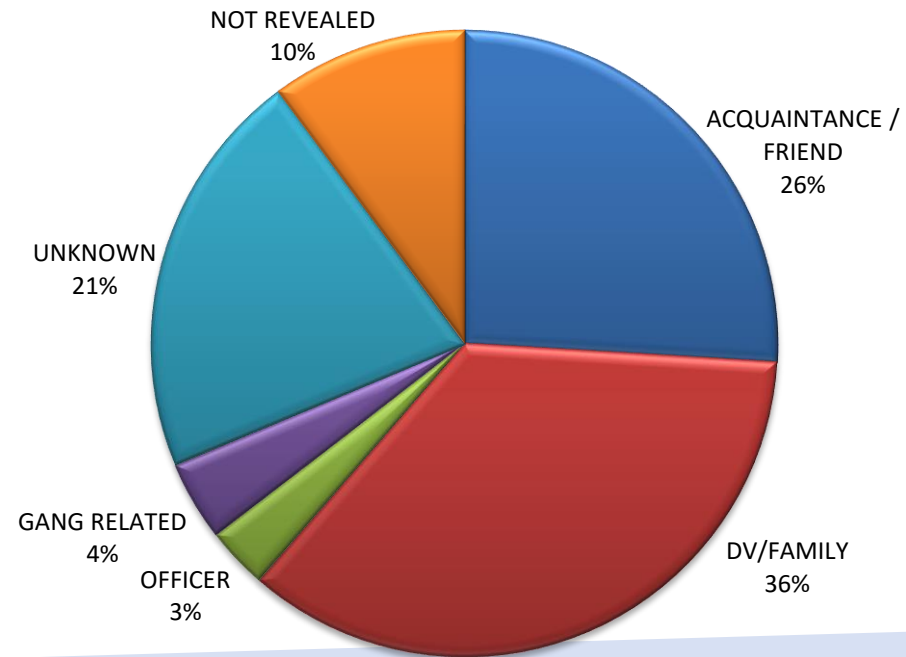


AGGRAVATED ASSAULTS

316 VICTIMS

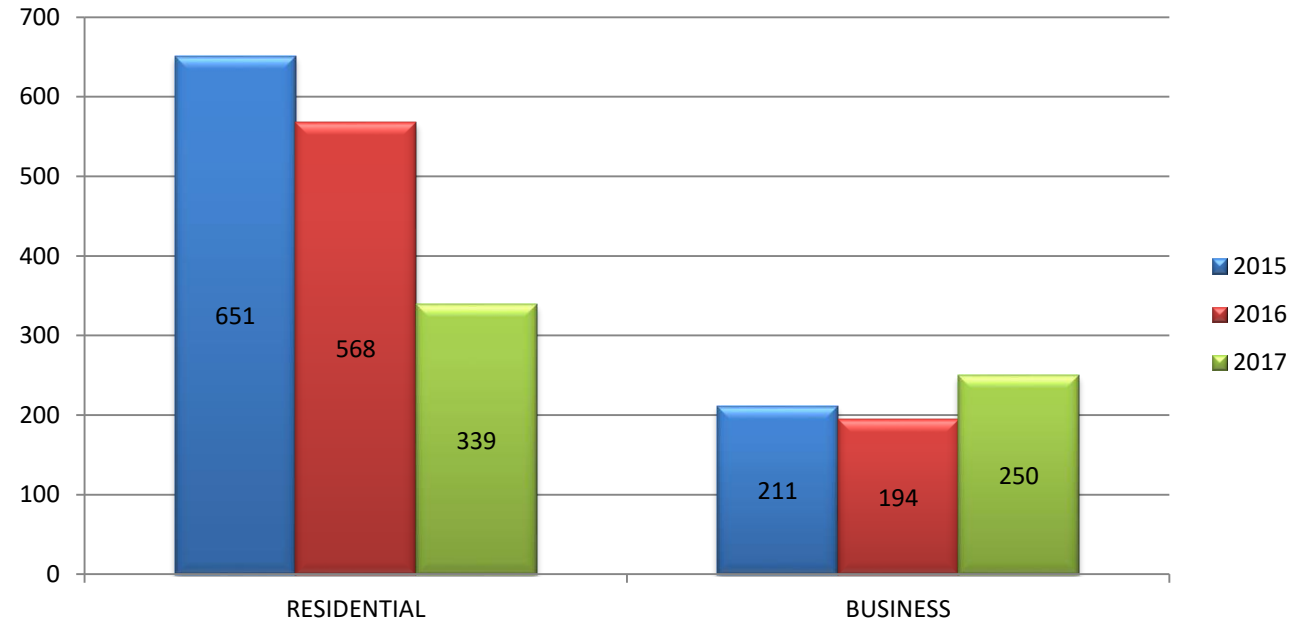
283 CASES

VICTIM-OFFENDER RELATIONSHIP



BURGLARY

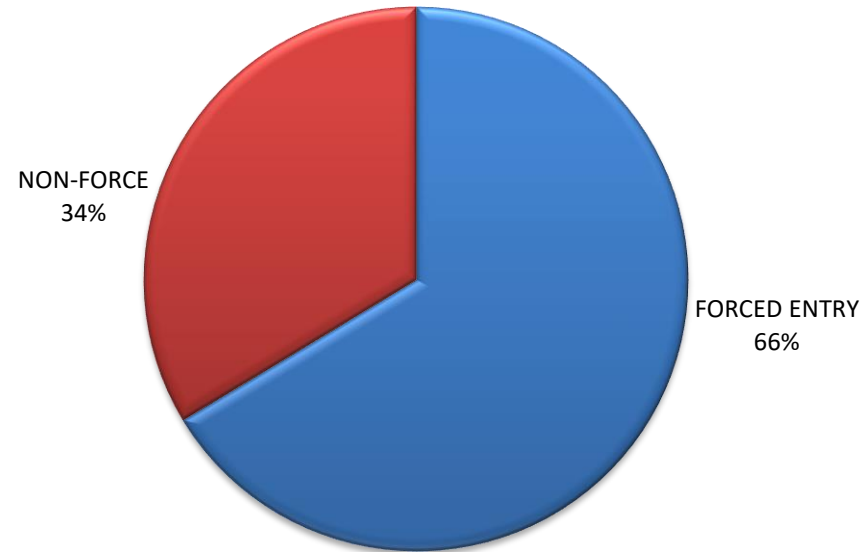
2015 -2017 BURGLARY



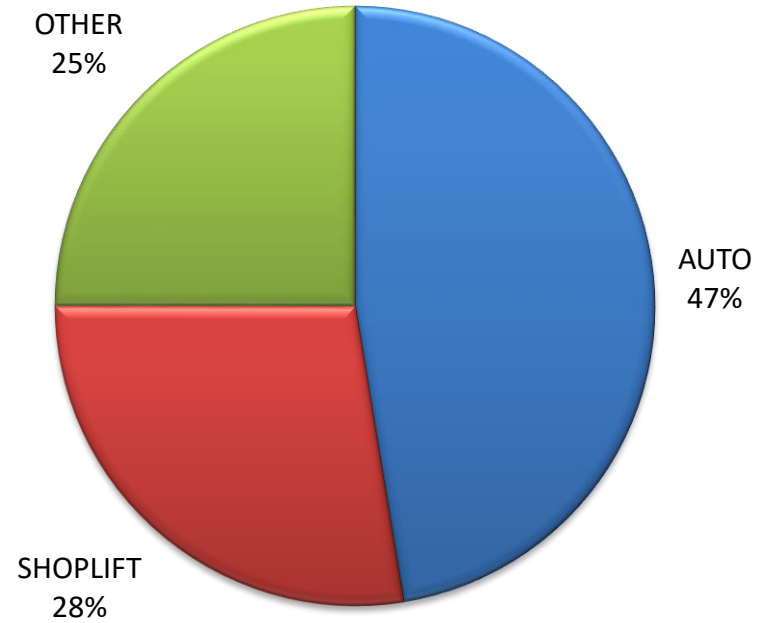
2017 BURGLARY

RESIDENTIAL BURGLARY ENTRY

TYPE OF BURGLARY	#CASES
RESIDENTIAL	339
BUSINESS	250
TOTAL	589



LARCENY (THEFT)



LARCENY	2016	2017	%CHANGE
FROM AUTO	862	1072	24%
SHOPLIFT	690	624	-10%
OTHER	460	565	23%
TOTAL	2012	2261	12%

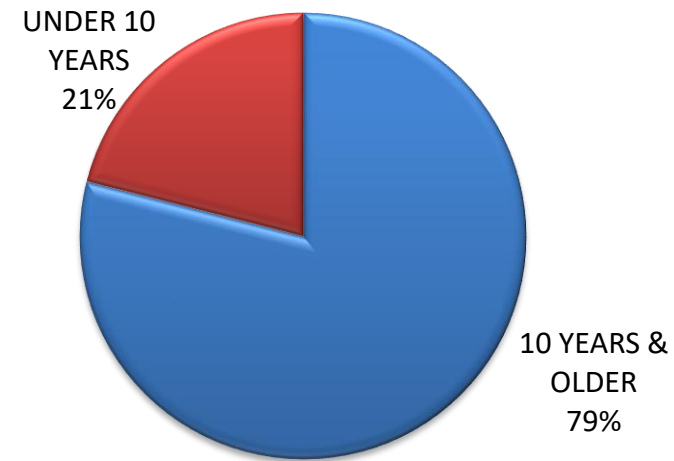


2017 VEHICLE THEFT & RECOVERY

TOP MAKE

➤ HONDA	28%
➤ CHEVROLET	10%
➤ FORD	10%
➤ NISSAN	9%
➤ TOYOTA	8%

AGE OF VEHICLE



2017 VEHICLE THEFT & RECOVERY

	2013	2014	2015	2016	2017
TOTAL ANTIOCH STOLEN	1217	1033	1024	916	988
TOTAL ANTIOCH STOLEN & RECOVERED	1098	1019	937	879	934
PERCENTAGE RECOVERED	90.2%	99.0%	91.5%	96.0%	94.5%



PART 1 CRIME

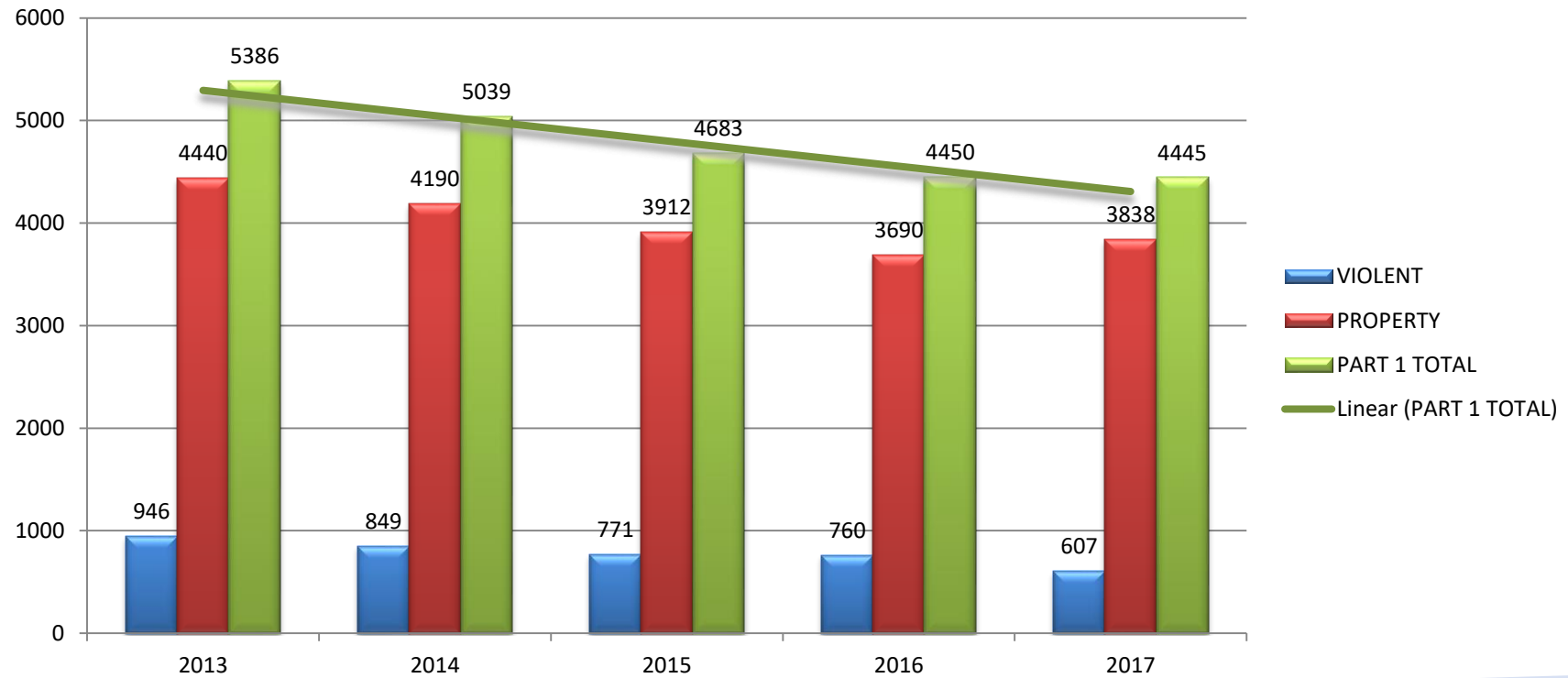
5 Year Average per Month

	Normal Range Per MONTH	2017 AVG#/MO
VIOLENT CRIME		
HOMICIDE	0.6-0.9	0.8
RAPE	2-5	4.3
ROBBERY	24-30	19.2
AGGRAVATED ASSAULT	34-50	26.3
PROPERTY CRIME		
BURGLARY	71-130	49.1
LARCENY (THEFT)	155-167	188.4
AUTO THEFT	80-96	82.3
ARSON	3-5	6.4

Normal Range Based upon Standard Deviation of 2012 - 2016 Average #/Month



PART 1 CRIME 2013 – 2017



PERFORMANCE MEASUREMENTS



SWORN OFFICER HIRING

Since Measure C (November 2013)

Number of Hires	Separations				Net Change in Staffing Levels
	Retirements	Resignations	Terminations	Total Number of Separations	
54	21	10	9	40	14

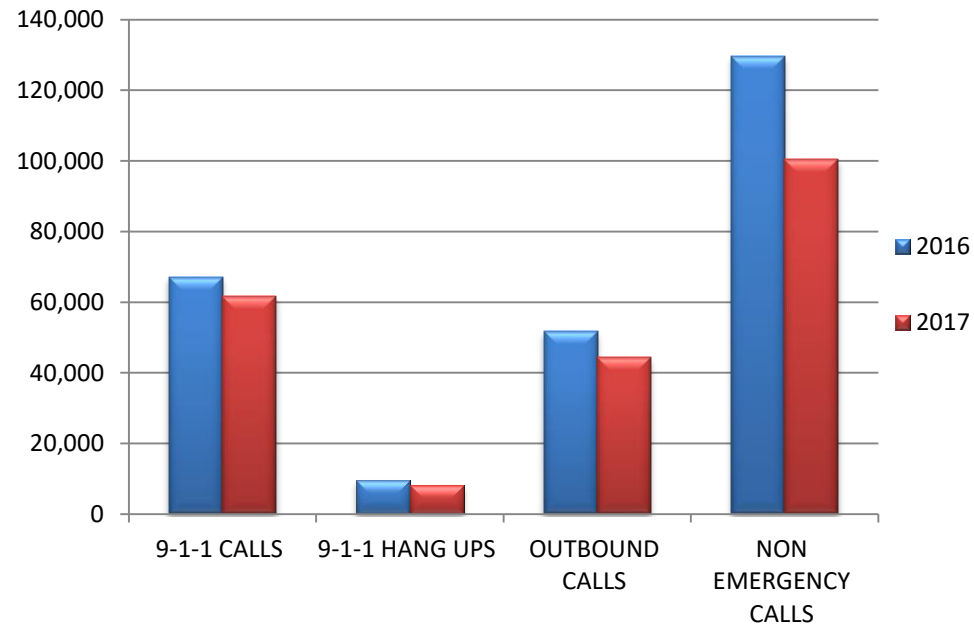


SWORN STAFFING LEVEL COMPARISONS

NEIGHBORING CITY	CURRENT SWORN STAFFING	AUTHORIZED SWORN	POPULATION	PER CAPITA Current/Authorized
Concord	143	154	128,370	1.11 / 1.19
Richmond	164	177	111,785	1.47 / 1.58
Walnut Creek	81	81	70,974	1.14 / 1.14
Pittsburg	79	83	69,818	1.13 / 1.18
Brentwood	64	62	61,055	1.05 / 1.01
SIMILAR POPULATION CITY	CURRENT SWORN STAFFING	AUTHORIZED SWORN	POPULATION	PER CAPITA Current/Authorized
Berkeley	157	176	121,238	1.29 / 1.45
Vallejo	114	122	118,280	.96 / 1.03
Fairfield	115	123	114,157	1.01 / 1.08
<i>Antioch</i>	<i>96</i>	<i>103</i>	<i>114,241</i>	<i>.84 / .90</i>



DISPATCH CALL VOLUME 2016 vs. 2017



TYPE OF CALL	2016	2017	%CHANGE
9-1-1 CALLS	67,080	61,529	-8%
9-1-1 HANG UPS	9,626	8,306	-14%
OUTBOUND CALLS	51,701	44,398	-14%
NON EMERGENCY CALLS	129,635	100,391	-23%
TOTAL	258,042	214,624	-17%



DISPATCH

Answer Times for 911 Calls

2016

TIME	#CALLS	PERCENT
0-10 seconds	61899	80.7%
11-15 seconds	7309	9.5%
16-20 seconds	2992	3.9%
21 + seconds	4506	5.9%
TOTAL	76706	

80.7 % of calls were answered in less than 10 seconds
94.1 % of calls were answered in less than 20 seconds

2017

TIME	#CALLS	PERCENT
0-10 seconds	60259	86.3%
11-15 seconds	5379	7.7%
16-20 seconds	1932	2.8%
21 + seconds	2265	3.2%
TOTAL	69835	

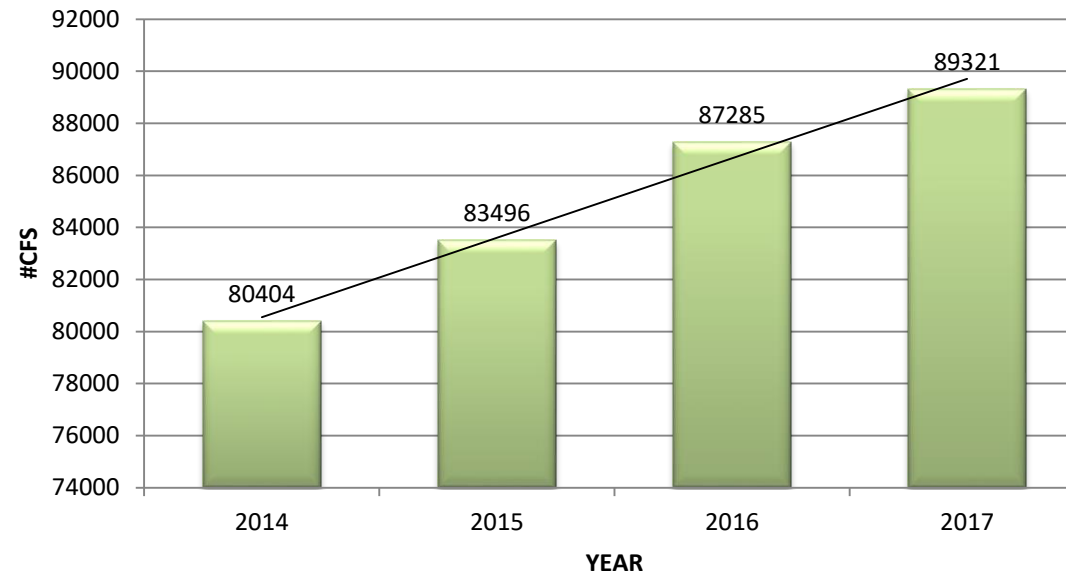
86.3 % of calls were answered in less than 10 seconds
96.8 % of calls were answered in less than 20 seconds

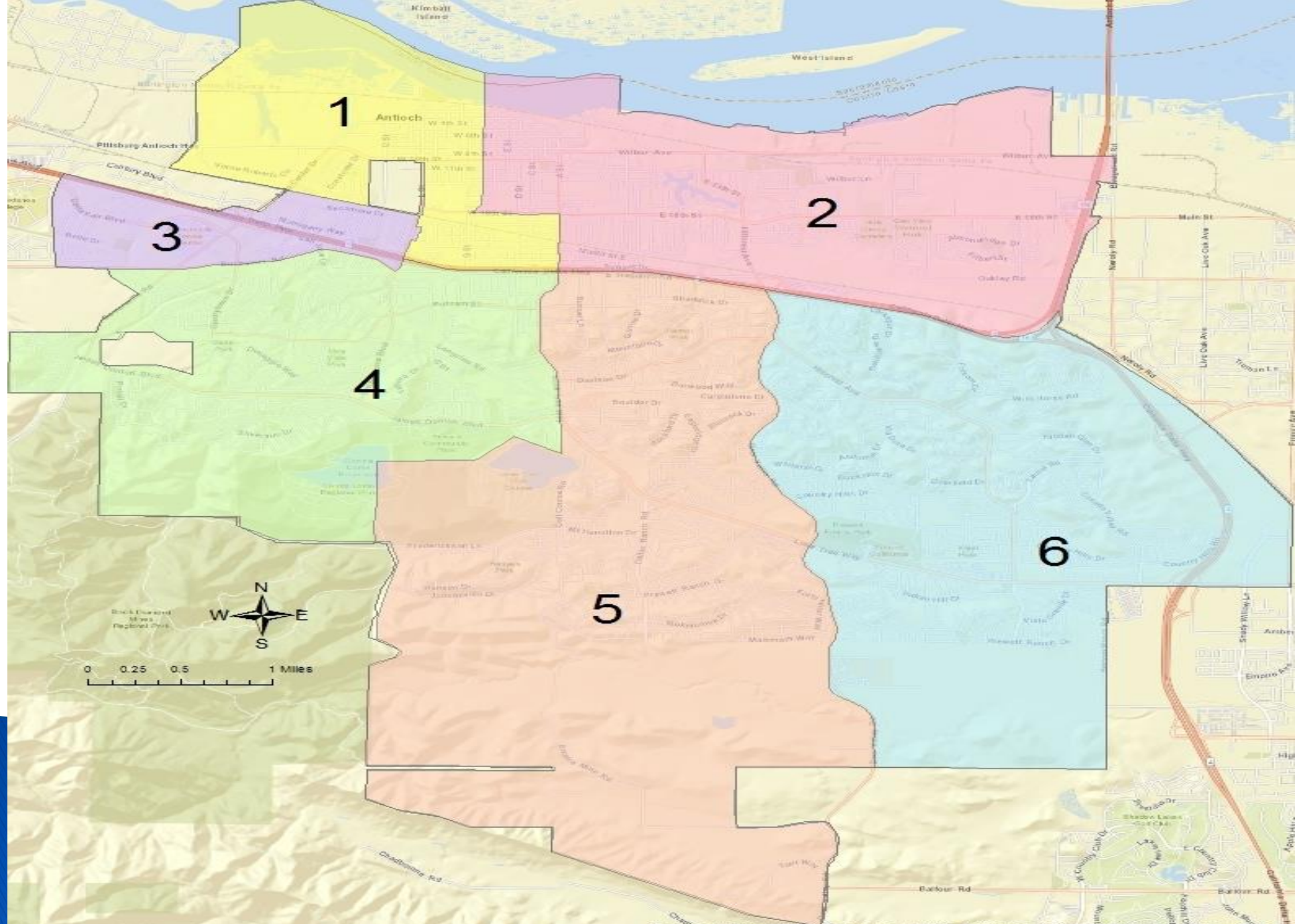


COMMUNITY POLICING BUREAU

Calls for Service

2014 - 2017

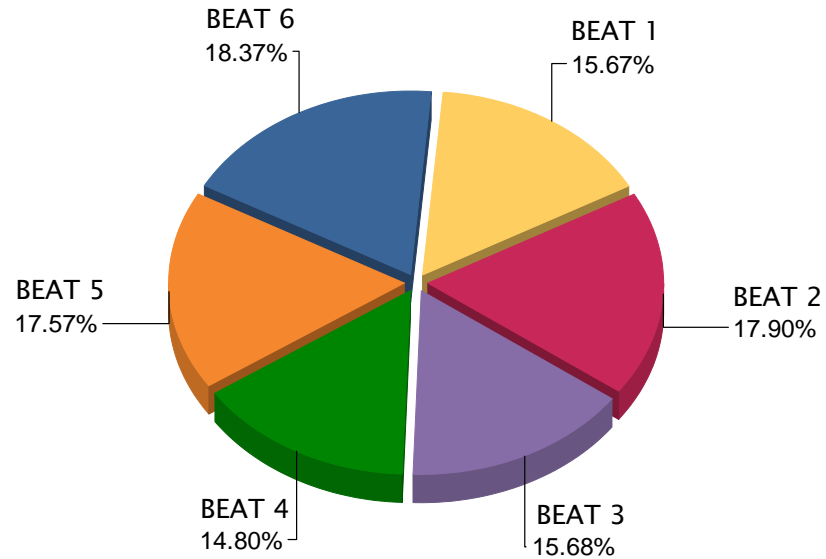




Sources : Esri, HERE, DeLorme, USGS, Intermap, INCREMENT P, NRCan, Esri Japan, METI, Esri China (Hong Kong), Esri Korea, Esri (Thailand), MapmyIndia, NGCC, © OpenStreetMap contributors, and the GIS User Community

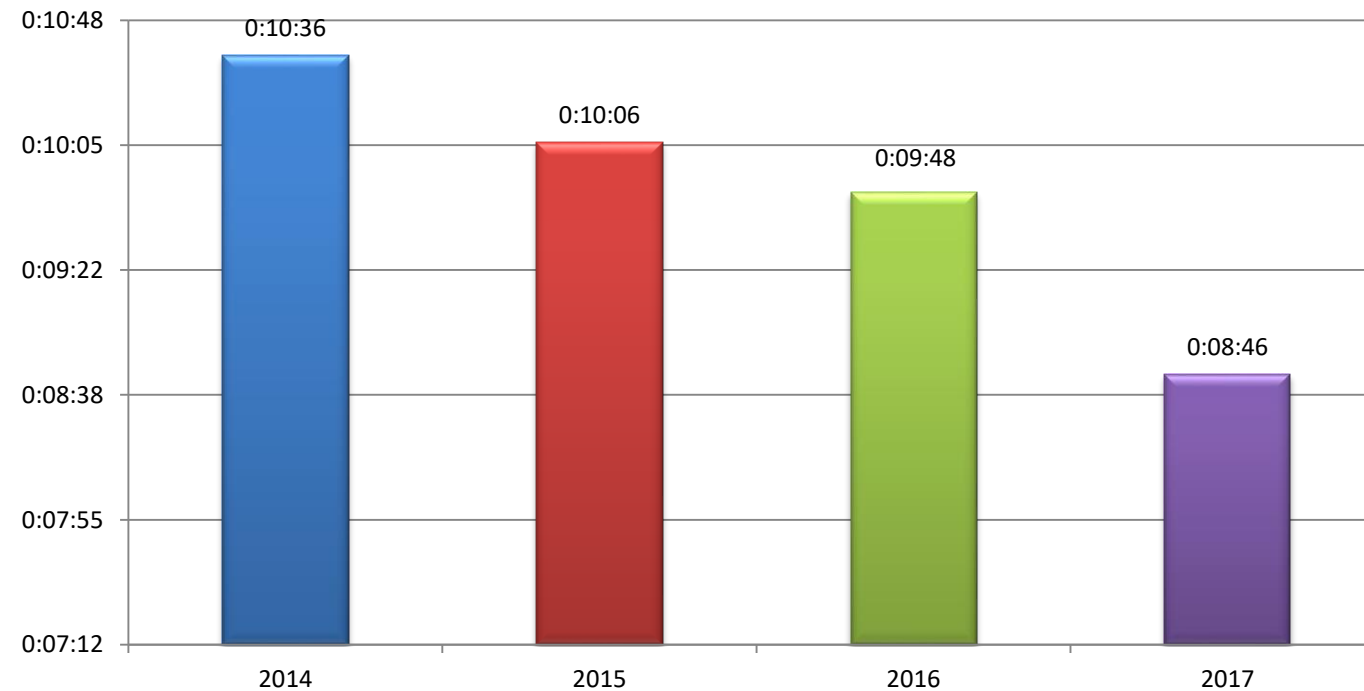
COMMUNITY POLICING BUREAU

2017 Calls for Service per Beat



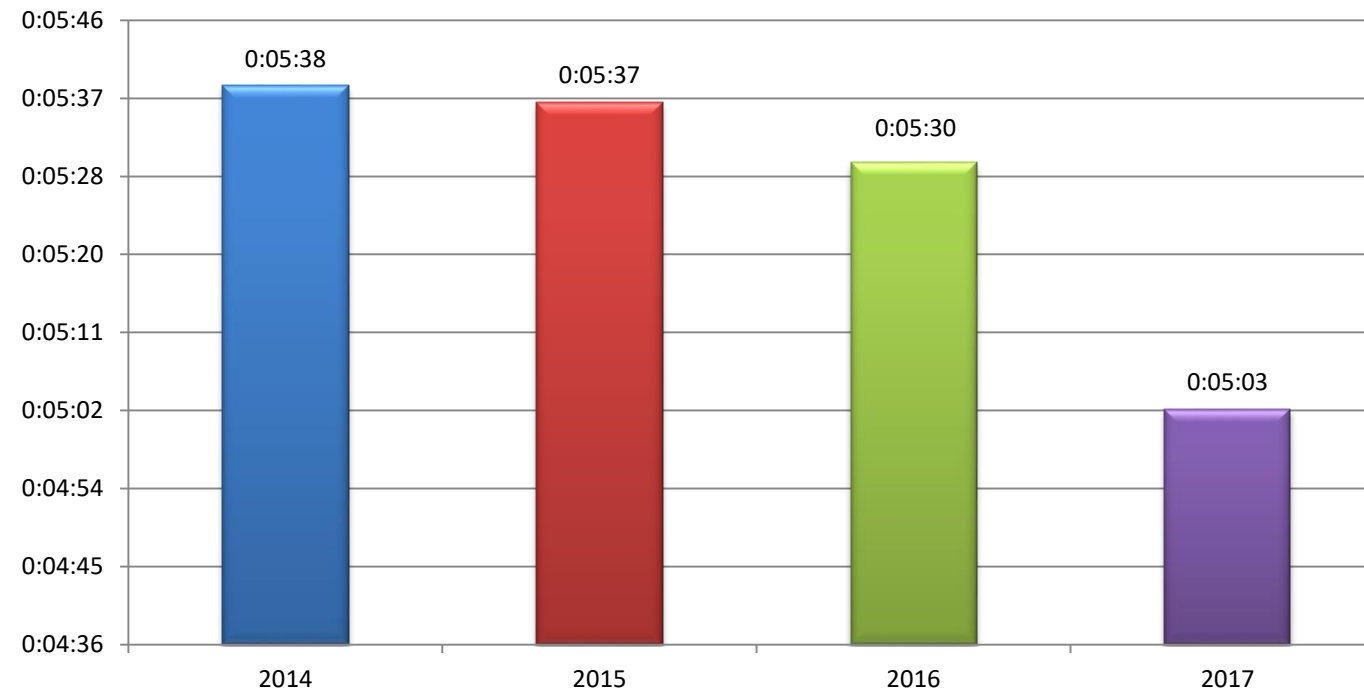
PRIORITY 1 RESPONSE TIMES

CALL RECEIVED to OFFICER ARRIVED
2015-2016-2017 Comparison



PRIORITY 1 RESPONSE TIMES

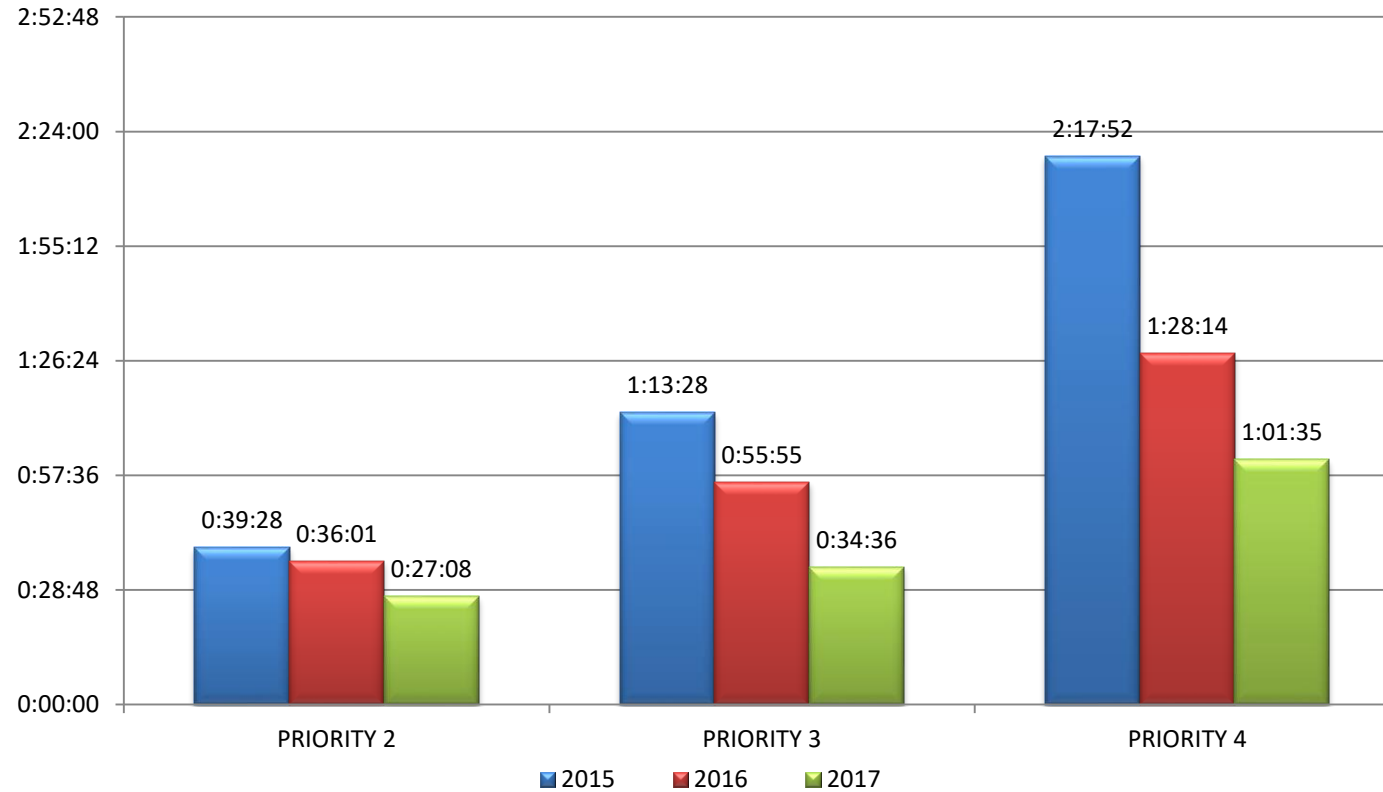
CALL DISPATCHED to OFFICER ARRIVED
2014 - 2017 Comparison



Priority 2, 3, & 4 Response Times

Average Receive to Arrive

2015-2016-2017 Comparison



K-9 UNIT

➤ DEPLOYMENTS	627
➤ ARRESTS	225
➤ PHYSICAL APPREHENSIONS	18
➤ DEMONSTRATIONS	10



COMMUNITY ENGAGEMENT TEAM (CET)

➤ Felony Arrests	15
➤ Misdemeanor Arrests	155
➤ Muni Code Citations	47
➤ Primary Calls for Service	360
➤ MHET Referrals	39
➤ Coordinated and worked with Code Enforcement on homeless camp abatements	88



INVESTIGATIONS BUREAU

➤ Cases Filed with the DA	2450
➤ Search Warrants Written/Served	99
➤ Arrest Warrants Written/Served	33




SPECIAL OPERATIONS UNIT

➤ Arrests	38
➤ Search Warrants Served	12
➤ Probation/PRCS Searches	34
➤ Guns Located	44
➤ Methamphetamine Seized	1 826.9 grams
➤ Heroin Seized	195.7 grams
➤ Cocaine Seized	256.7 grams
➤ Processed marijuana	10,873.08 grams
➤ Ecstasy	39.4 grams
➤ Prescription Drugs	64 grams
➤ Asset seized cash	\$61,673.00



PARKING ENFORCEMENT

ACTIVITY	NUMBER
Tickets	3080
GOA	2277
Tagged	1040
Tows	1565
Follow Up	4010
Recovered	112
Total	12084



VOLUNTEERS IN POLICE SERVICES (VIPS)

- APD Volunteers have worked a total of 9,520.49 hours

Field Services	7,428.04
Investigations	415.84
Records	1676.61

- The value of the work provided is: *\$270,953.15

* Based on \$28.46 an hour



EXPLORERS

- 16 Explorers
- Volunteered over 2400 hours
 - Civic Events
 - Citation Program
 - Annual Food Drive
 - Academy Trainings & Competitions
 - Assist PD Clerical, Dispatch, Jail, Animal Services



PRE & POST CAMERA INSTALLATIONS

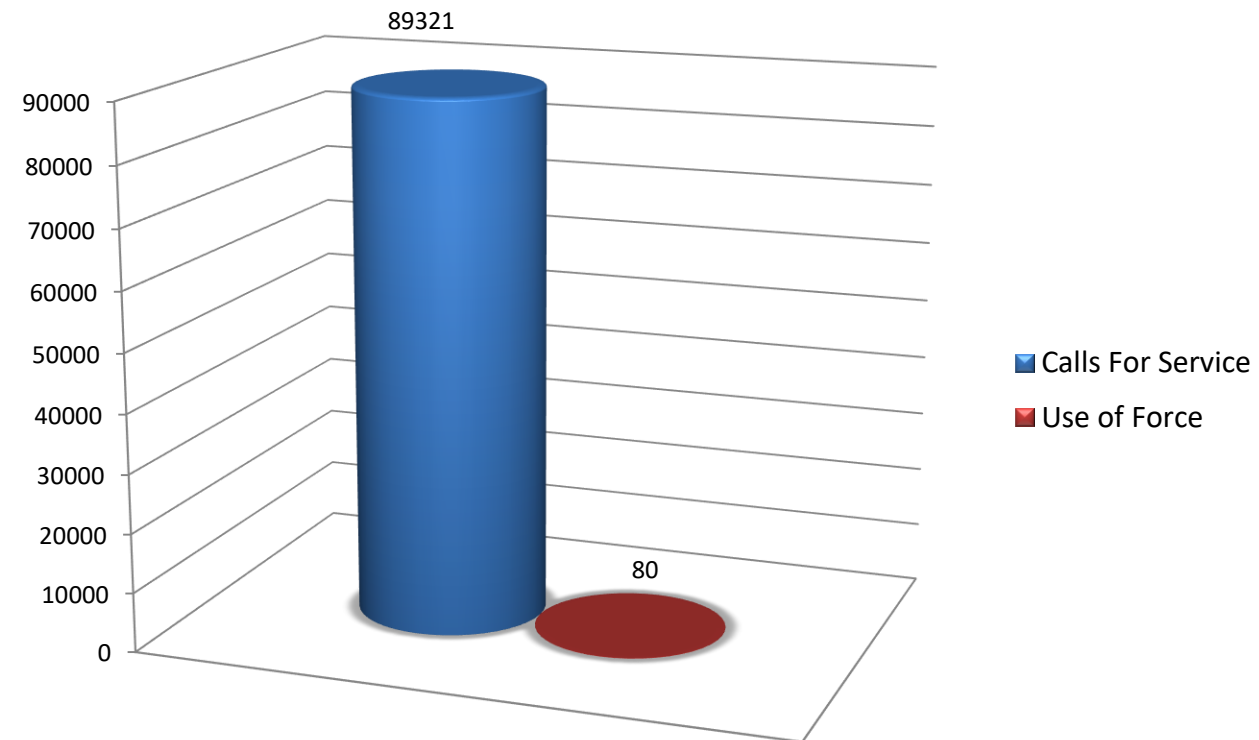
Auto Theft Related Arrests

SYCAMORE CORRIDOR			
15 MONTHS			
October 2016 - Cameras Installed			
	Pre-Cameras	Post-Cameras	%Change
#ARRESTS	39	158	305%
#CASES	21	96	357%

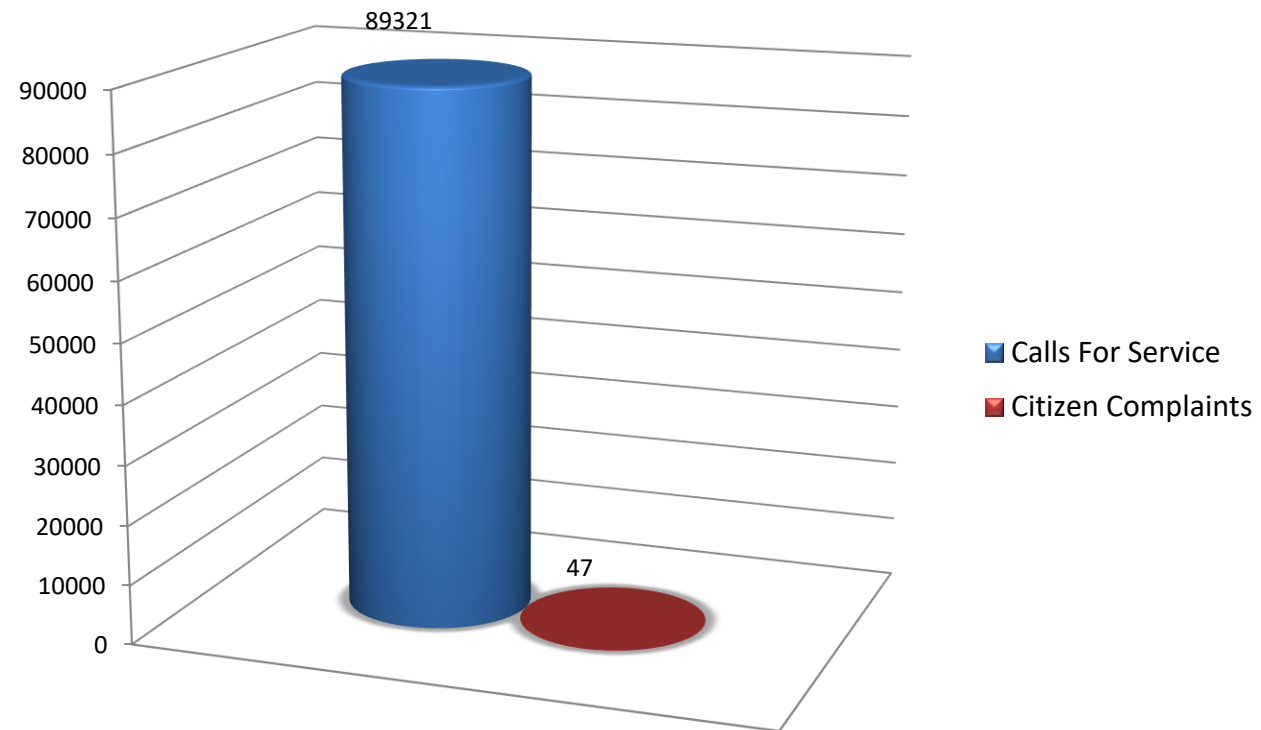
CAVALLO RD AREA			
6 MONTHS			
July 2017 - Cameras Installed			
	Pre-Cameras	Post-Cameras	%Change
#ARRESTS	18	43	139%
#CASES	13	30	131%



USE OF FORCE



CITIZEN COMPLAINTS



ANIMAL SERVICES

➤ Animal Intake	3,014
➤ Animals Reunited with Owners	490
➤ Public Adoptions	887
➤ Adoptions to Transfer Partners	1,112
➤ Deceased Animal Impounds	523
➤ Animal Control Calls for Service	1,759
➤ 56 Volunteers have worked a total of 5,984 hours	

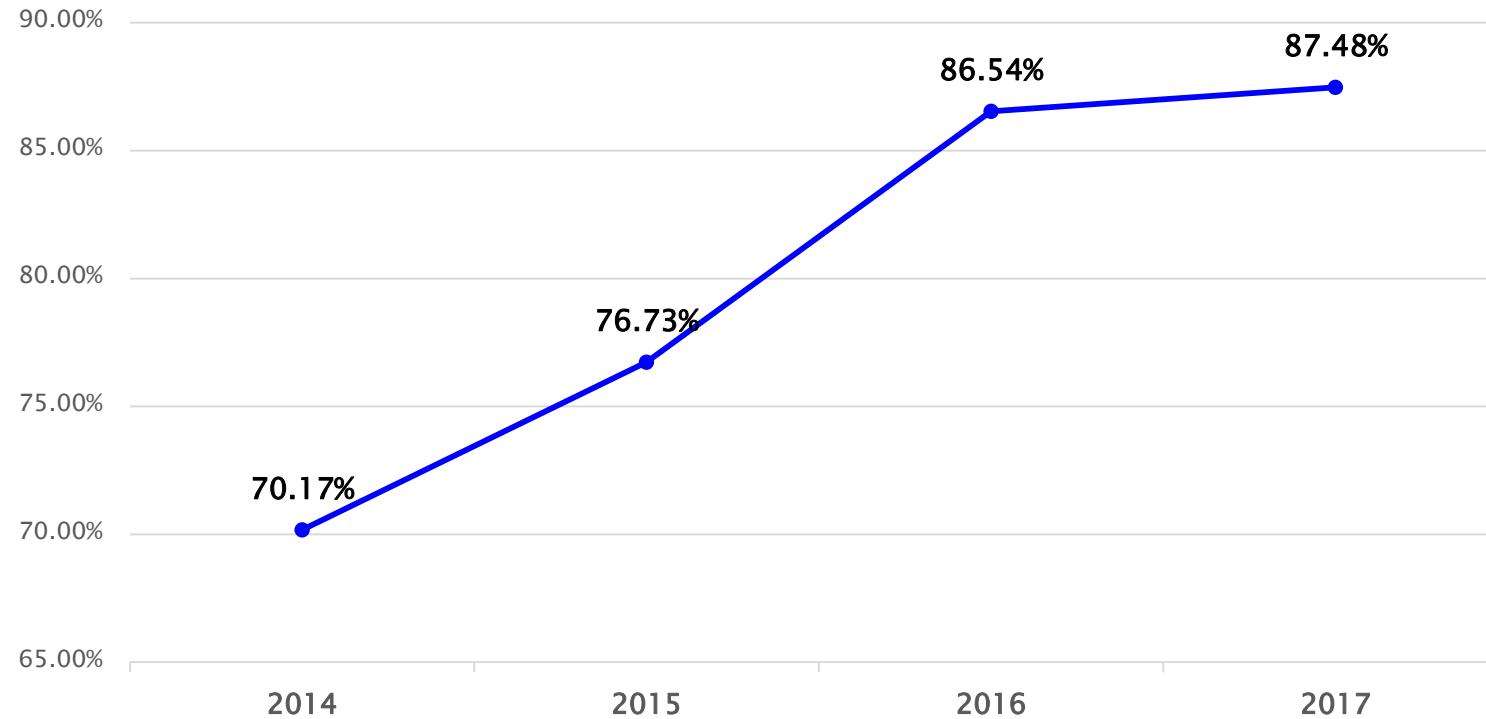
The value of the work provided is: *\$170,304.64

* Based on \$28.46 an hour



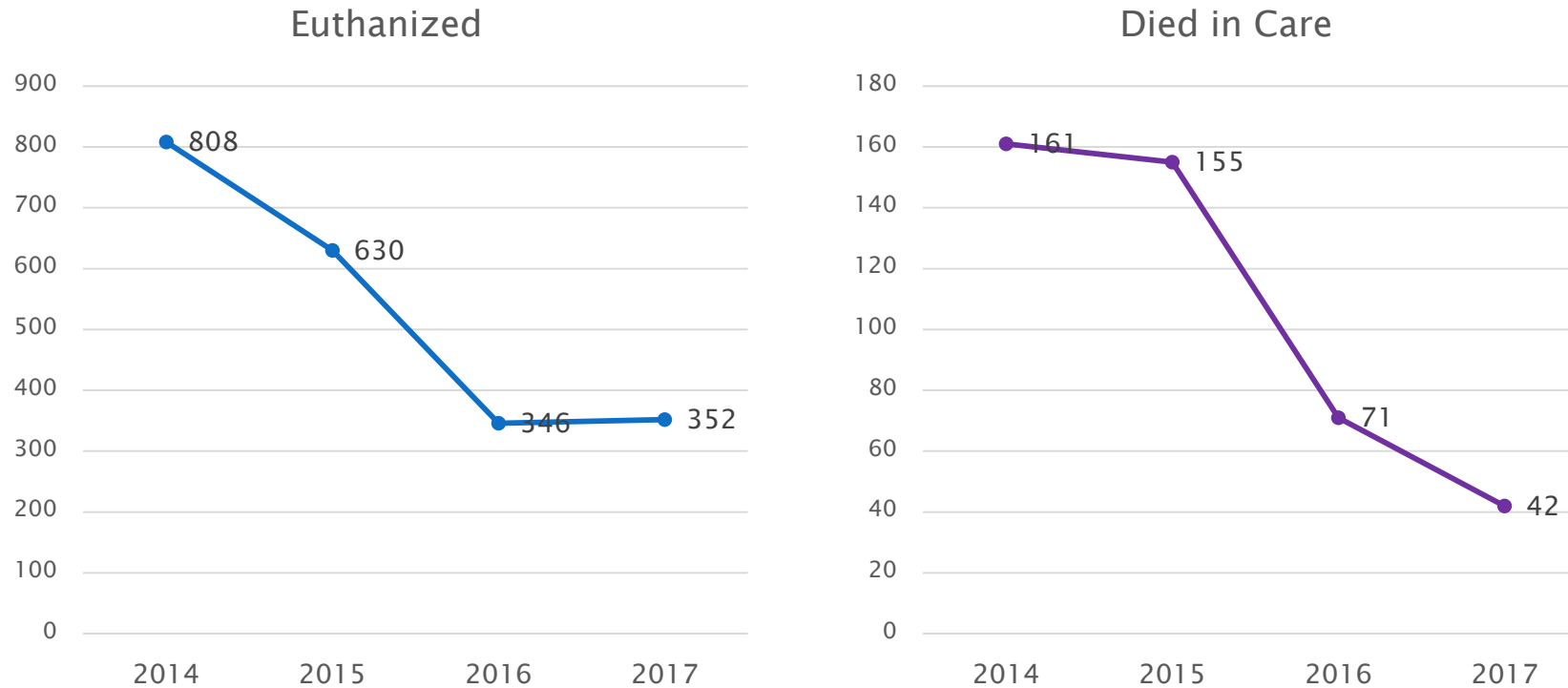
ANIMAL SERVICES

Year Over Year Live Release Rate (LRR) Comparison



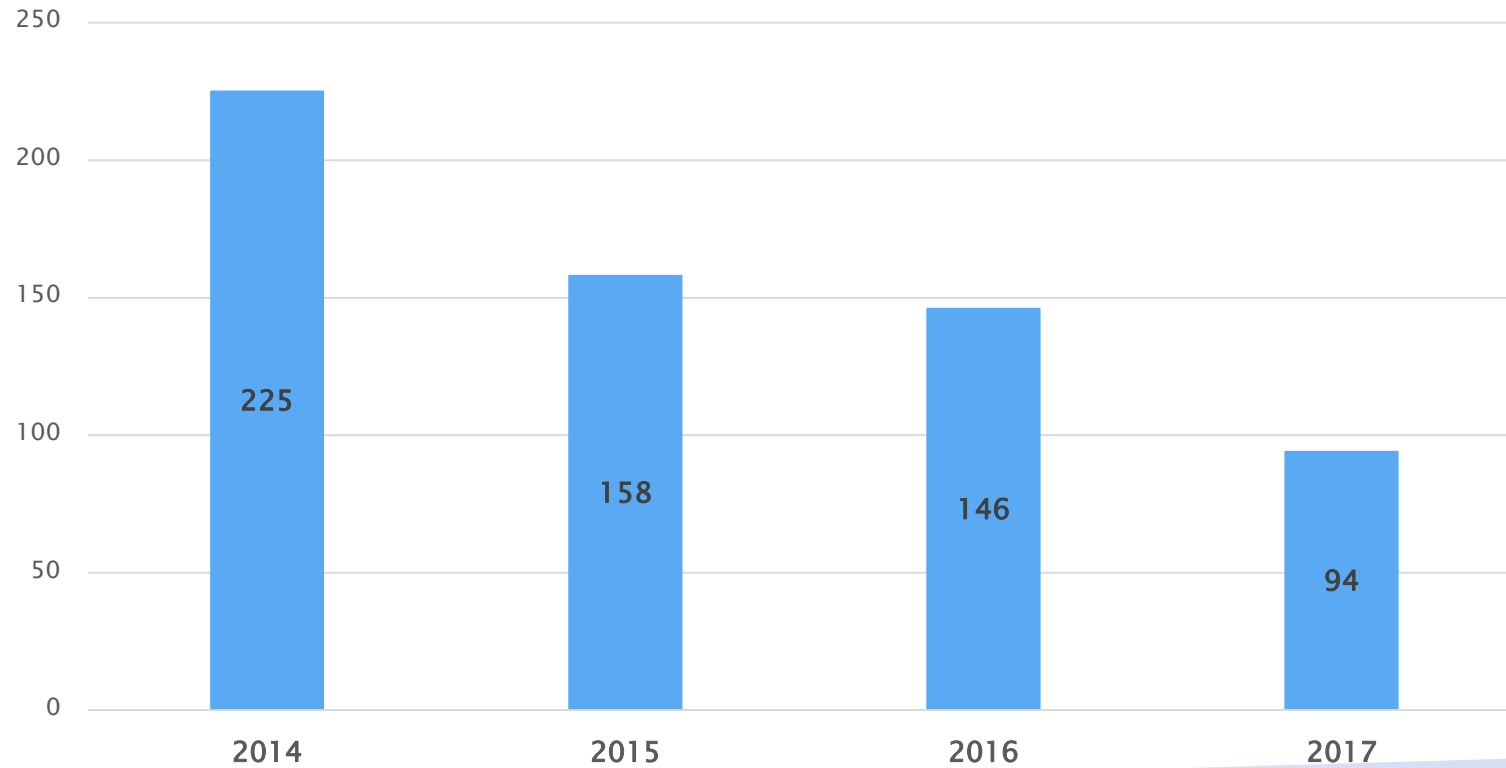
ANIMAL SERVICES

Year Over Year Euthanized and Died-In-Care Comparison



ANIMAL SERVICES

Year Over Year Comparison of Animals on Hand as of December 31



ACCOMPLISHMENTS



PROMOTIONS



TRAINING

- Integrating Communications Assessment and Tactics (ICAT)
- Crisis Intervention Training (CIT)
- Ethics
- Community Engagement
- CPTED



TECHNOLOGY




Instagram



COLLABORATION



COLLABORATION



SUCCESSFUL GANG PROJECTS

- Operations “**Delta Breeze**” and “**Omega Red**”
 - Wiretap cases targeting gang members
 - Search warrants on several drug dealers and civil evictions executed as well
- Operation “**High Noon**”
 - Wiretap case targeting gang members
 - Undercover gun buys executed along with case
- Operation “**Klap it Out**”
 - Wiretap case targeting gang members
- Operation “**Money Block**”
 - Arrests of drug dealer/gang members in the Cavallo corridor



GANG INTERDICTION

Convicted

- **14 years** – Gun charges, gun sales to undercover officers and gang enhancements
- **4 years** – Accessory to murder, attempted burglary and gang enhancements
- **21 years** – Robbery and assault with a firearm
- **50 to life** – Murder with gang enhancements
- **50 to life** – Murder with gang enhancements
- **27 years** – Murder, home invasion robbery and gang enhancements
- **4 years** – Home invasion robbery and gang enhancements
- **22 years** – Attempted murder with gang enhancements
- **9 ½ years (CYA)** – Assault with a deadly weapon
- **7 years (CYA)** – Attempted murder with gang enhancements



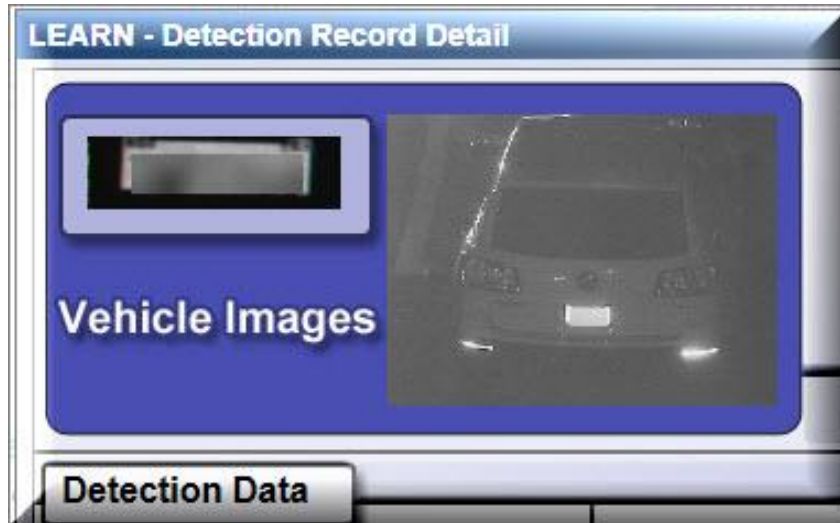
GANG INTERDICTION

Awaiting Trial

- Murder, robbery with gang enhancements
- Carjacking and kidnapping
- Freeway shooting, gun charges with gang enhancements
- Attempted murder, mayhem, drug and gun charges



LPR / COMMUNITY CAMERAS







FUTURE PRIORITIES

- Continued focus on gang/drug enforcement
- Continued collaboration with neighboring LE agencies
- Continued effort to bring additional resources and make them more available to Antioch residents
- Continue educating public on their role and responsibility to proactively reduce likelihood of being victimized
- Continue leveraging technology as a resource

➤ **YOU!!!!!!**



THANK YOU!





ANTIOCH
CHAMBER OF COMMERCE

Presents: State of the City 2018

- City Manager, Ron Bernal



STATE OF THE CITY ADDRESS

City Manager Ron Bernal

May 11, 2018

CITY OF ANTIOCH

PUBLIC SAFETY

VIOLENT CRIME



20%

RESPONSE TIMES



10%

911 RESPONSE within 10 sec



5%


BUSINESS WATCH



CODE ENFORCEMENT

WHAT PROBLEMS ARE WE SOLVING?

- **Illegal Dumping
Pick-Up - 43%**
- **Homeless Encampment
Abated - 328%**
- **Shopping Carts - 1,796
picked up**
- **Graffiti Removed - 344%**
- **Cases Opened - 54%**
- **Request for Service - 70%**



Proactive Enforcement Team
Non-Compliance = Fines, Fines, Fines
Abatement Team
Republic Services



**we believe [👏]we are
in this TOGETHER**

Keep Antioch Beautiful Day

Eagle Scout Projects

Neighborhood Clean-Ups

Service Clubs

Coastal Clean-Up

Churches

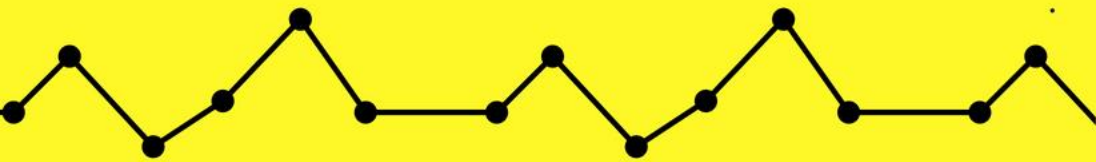
New- MLK Day of Service

ECONOMIC DEVELOPMENT



- **Best Buy**
- **Smith's Landing**
- **BART**
- **Northern Waterfront Infrastructure**
- **Rocketship**
- **Opportunity Zones**

JOBS CORRIDOR DELTA 6



REGIONAL COOPERATION

"Because connections matter.."

NEW PLANS ON THE HORIZON

CLEAN WATER/ INNOVATION

BRACKISH WATER DESAL PROJECT

WATER TREATMENT PLANT
DISINFECTION PROJECT

GREAT THINGS ARE HAPPENING SO

Lets talk!



FACEBOOK



INSTAGRAM



SEECCLICKFIX



WEEKLY UPDATES



BRANDING &
MARKETING



CITY REPORT



ANTIOCH ON
THE MOVE



CITY WEBSITE



JOIN THE
CONVERSATION

NO TIME TO REST

CANNABIS ECONOMIC DEVELOPMENT DIRECTOR CARE CENTER

FAMILY JUSTICE CENTER ELECTIONS & INITIATIVES FREEWAY CAMERAS

BRACKISH WATER DESAL PLANT AMTRAK STATION



LED Street Lights

Quality of life

Jobs, Jobs, Jobs

Active Adult Housing

District Elections 2020

Antioch Auto Center Expansion

Blighted Property Enforcement

Family Justice Center

Highway 4 Landscape

Youth Programs

Retail?

Revenue Measure?

Rivertown Revitalization

Residential Development



the fun never stops!

A scenic sunset over a body of water. The sun is low on the horizon, creating a bright orange glow that reflects on the water. In the background, a long bridge spans the water, and a tall, thin lighthouse stands on the left. The sky is filled with soft, orange clouds. The overall mood is peaceful and serene.

THANK YOU!



ANTIOCH
CHAMBER OF COMMERCE

Presents: State of the City 2018


- Mayor, Sean Wright



**FOUR
CORNERS**

ANTIOCH'S RIVERTOWN











Contra Costa County Northern Waterfront Economic Development Initiative



BART SPECIFIC PLAN





SOMERSVILLE CORRIDOR

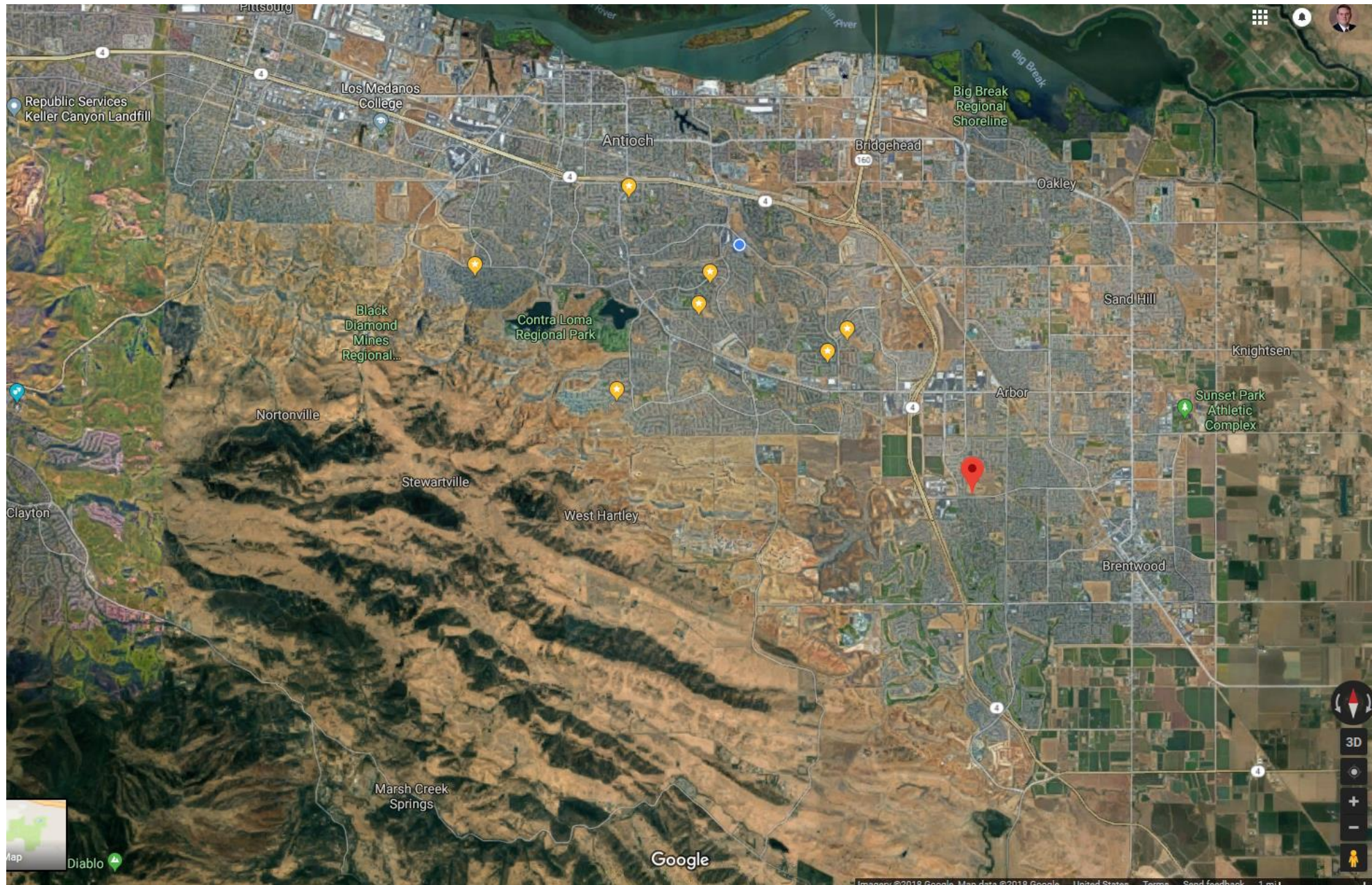
THE
ZONE
OPPORTUNITY

SAND CREEK FOCUS AREA









ECONOMIC DEVELOPMENT



- **Best Buy**
- **Smith's Landing**
- **BART**
- **Northern Waterfront Infrastructure**
- **Rocketship**
- **Opportunity Zones**

NO TIME TO REST

CANNABIS ECONOMIC DEVELOPMENT DIRECTOR CARE CENTER

FAMILY JUSTICE CENTER ELECTIONS & INITIATIVES FREEWAY CAMERAS

BRACKISH WATER DESAL PLANT AMTRAK STATION



LED Street Lights

Quality of life

Jobs, Jobs, Jobs

Active Adult Housing

District Elections 2020

Antioch Auto Center Expansion

Blighted Property Enforcement

Family Justice Center

Highway 4 Landscape

Youth Programs

Retail?

Revenue Measure?

Rivertown Revitalization

Residential Development



the fun never stops!



**WE NEED YOUR
HELP**

Thank You to our Sponsors

